

The Original

Oval-8®

Finger Splints

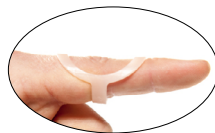


Oval-8 Finger Splints help manage and relieve Mallet Finger, Swan Neck, Trigger Finger/Thumb, Hypermobility and more. Comfortable, effective and improved with **NEW** features including **easy to read size** and a **Plus + sign** to identify which ends provides a looser fit.

Each splint treats 6 or more conditions



Mallet Finger



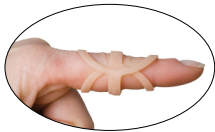
Swan Neck



Boutonniere



Trigger Thumb



Fractures



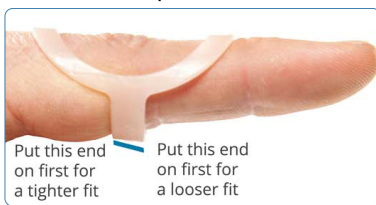
Crooked Finger



Trigger Finger

Size Adjustability

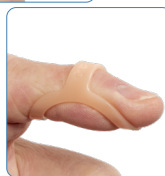
The Oval-8 band is angled to fit tighter or looser depending on which end is put on first



Too Tight



Just Right



NEW Features



Plus Sign marks the end with the looser fit

Easy to read splint sizes



Customize the FIT and FUNCTION in under 20 seconds



Oval-8 splints can be adjusted using a heat gun with a spot heater attachment to alter length and the angle of the splint. Watch the Adjusting Oval-8 Finger Splints video for step-by-step instructions.

www.3pointproducts.com



Convenient, Cost and Time Effective Oval-8 Splints

Oval-8 Sizing Set



One each of the 14 Oval-8 sizes. Ideal to size the splints and have patients purchase themselves.

Oval-8 Kits



44 splints, in sizes 2 through 15 (the majority in the most commonly used sizes). Includes everything needed to size and dispense splints in seconds.

Oval-8 Mixed Size Sets



Graduated Set of 3

Mixed size sets include Combo Sets of 5 and Graduated Sets of 3 splints. Also sold in single size packages of 1 or 5 splints.

Oval-8 Finger Splint FAQ's

How do find the correct size splint?

If you are fitting a patient for an Oval-8 Finger Splint, a Kit, Sizing Set or a mixed size package such as the Combo Set with 5 consecutive sizes, will allow you to try on splints to determine the best fit. If you do not have access to splints for the clinic, [view](#) the recommended Oval-8 sizing method on [3pointproducts.com](#).

How do Oval-8 Splints work?

Oval-8 Splints employ a symmetrical 3-point pressure design with the band applying the corrective force and the oval section the counterforce to stabilize the joint. The points of pressure are equal distances apart and allow the splint to be turned on the finger to control or limit motion as needed.

What joints will an Oval-8 work on?

An Oval-8 can be worn on or near the DIPJ (end knuckle) or PIPJ (middle knuckle) and the thumb IPJ (end knuckle of the thumb). It can also be fit where a ring is worn to limit PIP flexion to stop triggering.

[Suggested HCPCS billing code-L3927](#). Use of this code does not guarantee reimbursement.

**CAUTION: Oval-8 splints are not recommended for children under 4 years old. May cause choking if swallowed.*

To Order from 3-Point Products

Health Care Providers

888-378-7763

Mon-Fri 8:30am - 4:30pm EST

service@3pointproducts.com

Online Ordering

Patients & Consumers

www.ohmyarthritis.com